

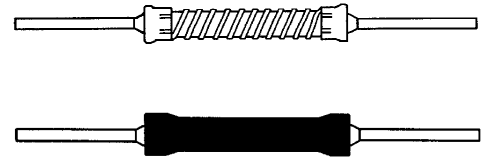
# EL/CEL Series — Commercial Power Resistors

## Features

- Low cost, high performance
- CEL Series has a special conformal coating
- Power Rating: EL Series = 4 watts per inch
- Power Rating: CEL Series = 5 watts per inch
- Resistance Range from .2 to 600 ohms

## Applications

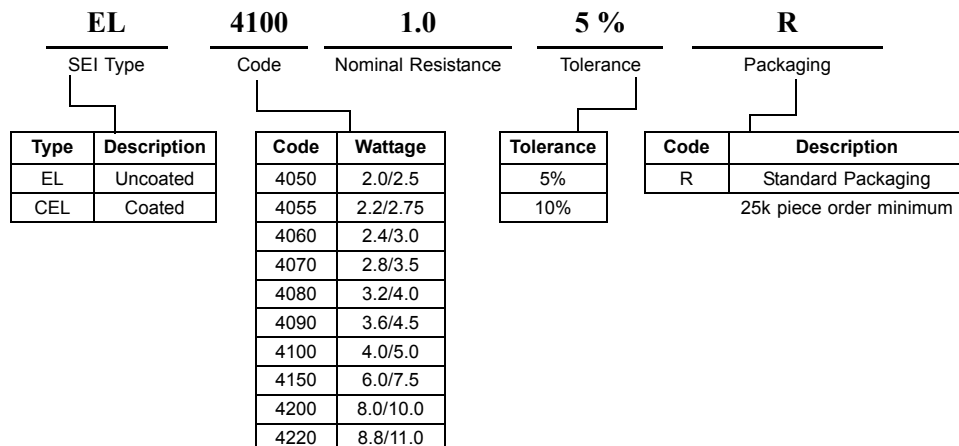
- Kitchen appliances
- Automotive devices
- Televisions and radios
- Computers
- Power supplies



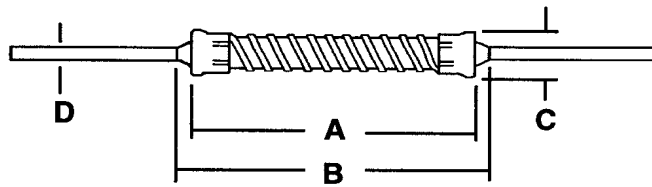
## Electrical Specifications

Type	Power Rating (Watts)	Resistance Temperature Coefficient EL and CEL	Ohmic Range and Tolerance	
			5%	10%
EL 4050 CEL 4050	2.0W 2.5W	±800 ppm/°C below 1Ω ±400 ppm/°C above 1Ω	0.20Ω – 100Ω	0.20Ω – 100Ω
EL 4055 CEL 4055	2.20W 2.75W	±800 ppm/°C below 1Ω ±400 ppm/°C above 1Ω	0.20Ω – 130Ω	0.20Ω – 130Ω
EL 4060 CEL 4060	2.4W 3.0W	±800 ppm/°C below 1Ω ±400 ppm/°C above 1Ω	0.22Ω – 180Ω	0.22Ω – 180Ω
EL 4070 CEL 4070	2.8W 3.5W	±800 ppm/°C below 1Ω ±400 ppm/°C above 1Ω	0.26Ω – 215Ω	0.26Ω – 215Ω
EL 4080 CEL 4080	3.2W 4.0W	±800 ppm/°C below 1Ω ±400 ppm/°C above 1Ω	0.32Ω – 255Ω	0.32Ω – 255Ω
EL 4090 CEL 4090	3.6W 4.5W	±800 ppm/°C below 1Ω ±400 ppm/°C above 1Ω	0.36Ω – 270Ω	0.36Ω – 270Ω
EL 4100 CEL 4100	4.0W 5.0W	±800 ppm/°C below 1Ω ±400 ppm/°C above 1Ω	0.40Ω – 300Ω	0.40Ω – 300Ω
EL 4150 CEL 4150	6.0W 7.5W	±800 ppm/°C below 1Ω ±400 ppm/°C above 1Ω	0.66Ω – 400Ω	0.66Ω – 400Ω
EL 4200 CEL 4200	8.0W 10.0W	±800 ppm/°C below 1Ω ±400 ppm/°C above 1Ω	0.90Ω – 500Ω	0.90Ω – 500Ω
EL 4220 CEL 4220	8.8W 11.0W	±800 ppm/°C below 1Ω ±400 ppm/°C above 1Ω	1.00Ω – 600Ω	1.00Ω – 600Ω


## How to Order



# EL/CEL Series — Commercial Power Resistors



EL Series



CEL Series

## Mechanical Specifications

Dimensions				
Type	A (± 0.031)	B (± 0.031)	C (± 0.031)	D (± 0.002)
EL 4050	0.500	0.562	0.140	0.036
EL 4055	0.550	0.612	0.140	0.036
EL 4060	0.600	0.662	0.140	0.036
EL 4070	0.700	0.762	0.140	0.036
EL 4080	0.800	0.862	0.140	0.036
EL 4090	0.900	0.962	0.140	0.036
EL 4100	1.000	1.062	0.140	0.036
EL 4150	1.500	1.562	0.140	0.036
EL 4200	2.000	2.062	0.140	0.036
EL 4220	2.200	2.262	0.140	0.036
CEL 4050	0.500	0.593	0.160	0.036
CEL 4055	0.550	0.643	0.160	0.036
CEL 4060	0.600	0.693	0.160	0.036
CEL 4070	0.700	0.793	0.160	0.036
CEL 4080	0.800	0.893	0.160	0.036
CEL 4090	0.900	0.993	0.160	0.036
CEL 4100	1.000	1.093	0.160	0.036
CEL 4150	1.500	1.593	0.160	0.036
CEL 4200	2.000	2.093	0.160	0.036
CEL 4220	2.500	2.293	0.160	0.036